

## ANCHOR HANDLING, TOWING, SUPPLY AND OFFSHORE OPERATIONS

### Principal Particulars

Flag	Indonesia
POR	Batam
YOB	2012
IMO No	
Call Sign	
Length OA	36.00 m
Breadth Moulded	10.40 m
Depth Moulded	5.0 m
Max Draft	4.0 m
Gross Tonnage	448 MT
Net Tonnage	135 MT
Bollard Pull	40 T
Max speed	12 knots
Classification	BV I +HULL +MACH, Tug, Unrestricted Navigation

### Machinery

Main Engine	2 x 1600 BHP Cummins KTA 50 M2
Auxiliary Generator	2 units of 240kW/3ph/415V/50Hz Cummins 240MXDEF
Marine Gearbox	2 x Twin Disc MG-5506
Bow Thruster	HRP, 3.2T, electric driven
Propulsion	2 x FPP

### Deck and Towing / AH Equipment

Windlass	1 x Electric hydraulic anchor windlass c/w double gypsy drum
Anchor	2 x 570 kg stockless anchor
Anchor Chain	2 x dia 20.5 mm studlink chains
Tugger Winch	2 x 5 MT @ 15m/min
Wire Size	20mm x 100m x 2 units
Tow/AH Winch	Double Drum Type, ME 40 THTW Wire size : 40mm x 600m
Tow/AH Pull (1 <sup>st</sup> )	40 MT
Breaking Capacity	80 MT on 1 <sup>st</sup> layer for each drum
Stern Roller	40 MT (SWL) 2500 mm (L) x 1400 mm (dia)
Shark Jaw	1 x 100 MT
Tow Pins	1 x 100 MT

### Navigation Equipments

GMDSS	A3.JRC.JSS296
SSB	JRC.JS 196GM
Magnetic Compass	Shanghai 165mm
Auto Pilot	Comnav Admiral 2001RFC
AIS	JHS-182
Radar	JRC.JMA2344
Echo Sounder	JRC.JFE-380
EPIRB	Mcmurdo E5
NAVTEX Receiver	NCR-333
Inmarsat C	JRC JUE 85
Speed Log	JLN-205
VHF	NCM-1770
MF/HF	JRC JHS-296
VHF-DSC	JRC JHS-770S
Radar Transponder	TRON SART 20 (sets)
DGPS	JRC.JNAV-500
Intercom System	KSL-16J
PA system	KSGB-1 Amplifier

### Cargo Capacities

Fuel Oil	350 m3
Fresh Water	100 m3
Freezer	7 m3
Provision Store	7.5 m3

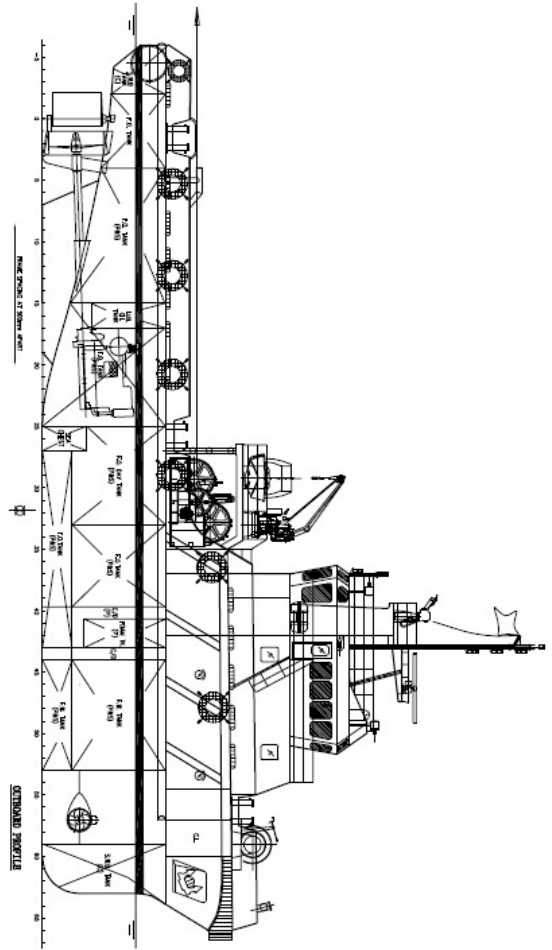
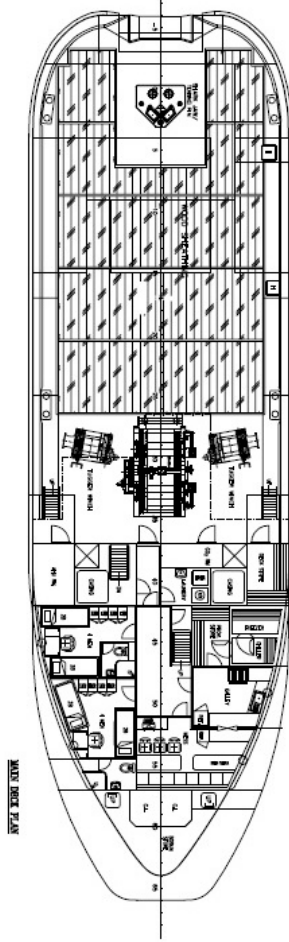
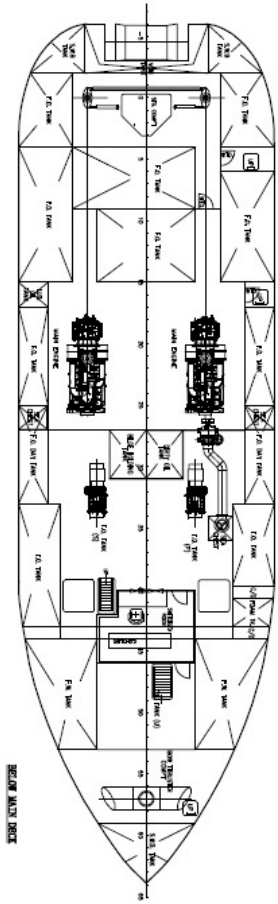

### Emergency Responses & Fire Fighting Capabilities

FIFI pump	1400 m3/hr at 120 mlc for 1800 rpm
GS/Fire pump	48 m3/hr at 50 mlc
Firemain	1 set
Fire hydrants	5 sets
Portable fire extinguisher	14 sets
Emergency fire pump	Diesel driven, 25 m3 at 30 m

### Accommodation

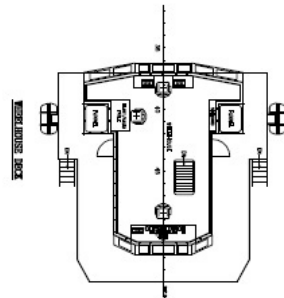
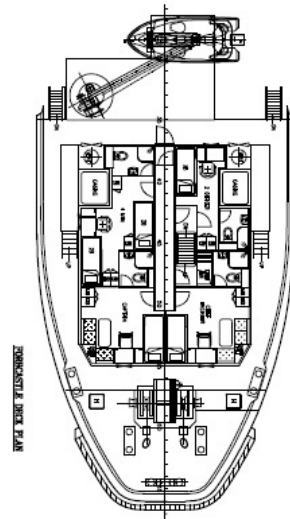
Berths	2 x 1 berth cabins 1 x 2 berth cabins 3 x 4 berth cabins total = 16 pax
--------	--

For any enquiry, please drop us a email at [marketing@amsbach.com.sg](mailto:marketing@amsbach.com.sg).



**PRINCIPAL DIMENSIONS**

LENGTH OVERALL	34.014
LENGTH EXCLUDING	34.014
BREADTH BEHIND	10.410
BREADTH BEHIND	5.014
EXTREME BREADTH BEHIND	4.014
DEPTH	14.000
FREEBOARD	200.000
FREEBOARD	200.000
TOTAL STORE	200000.000
BEHIND MLL (HEAD)	48.000



PROJECT		3200HP TWIN SCREW TUG	
TITLE		GENERAL ARRANGEMENT	
DATE	SCALE	DATE	SCALE
2011.12	1:100		
DESIGNER	CHECKED	DRAWN	SCALE
DRAWN BY		DATE	
PROJECT NO.		DRAWING NO.	
0400090		K/M/0501(C)-01	
SCALE		1	